



KOSHY & MANI

Chartered Accountants

P.B. NO. 666,
XIV / 524-A, BHUVANA BUILDINGS
NEAR DISTRICT AYURVEDA HOSPITAL
VAYASKARA KUNNU
KOTTAYAM-686 001
KERALA

THOMAS MANI B.Com, F.C.A.
VIVEK THOMAS B.Com, PGDM, F.C.A., DISA
ANSU ACHANKUNJU B.Com, A.C.A.

Phone : 0481-2567395
2566639

E-mail: koshyandmani1979@gmail.com

INDEPENDENT AUDITOR'S REPORT

To the Members of **TROPICAL INSTITUTE OF ECOLOGICAL SCIENCES, VELLOOR P.O., KOTTAYAM**

Opinion

We have audited the financial statements of **TROPICAL INSTITUTE OF ECOLOGICAL SCIENCES, VELLOOR P.O., KOTTAYAM** which comprise the balance sheet at March 31 2022 and the Income & Expenditure account, for the year then ended, including a summary of significant accounting policies.

In our opinion, and to the best of our information and according to the explanations given to us, the aforesaid financial statements give a true and fair view in conformity with the accounting principles generally accepted in India.

- (a) In the case of the Balance Sheet, of the state of affairs of the Society as at March 31, 2022;
- (b) In the case of the Income and Expenditure Account, of the Excess of Expenditure over Income for the year ended on that date;

Basis for Opinion

We have conducted our audit in accordance with the Standards on Auditing (SAs) issued by ICAI. Our responsibilities under those standards are further described in the *Auditor's Responsibilities for the Audit of the Financial Statements* section of our report.

We are independent of the entity in accordance with the Code of Ethics issued by ICAI and we have fulfilled our other ethical responsibilities in accordance with the Code of Ethics. We believe that the audit evidence we have obtained is sufficient and appropriate to provide a basis for our opinion.

Responsibilities of Executive Committee and Those Charged with Governance for the Financial Statements

Society's Executive Committee is responsible for the preparation of these financial statements that give a true and fair view of the state of affairs, results of operations of the entity in accordance with the accounting principles generally accepted in India.

This responsibility includes the design, implementation and maintenance of internal control relevant to the preparation and presentation of the financial statements that give a true and fair view and are free from material misstatement, whether due to fraud or error.

(Contd..2)





KOSHY & MANI

Chartered Accountants

P.B. NO. 666,
XIV / 524-A, BHUVANA BUILDINGS
NEAR DISTRICT AYURVEDA HOSPITAL
VAYASKARA KUNNU
KOTTAYAM-686 001
KERALA

THOMAS MANI B.Com, F.C.A.
VIVEK THOMAS B.Com, PGDM, F.C.A., DISA
ANSU ACHANKUNJU B.Com, A.C.A.

Phone : 0481-2567395
2566639

E-mail: koshyandmani1979@gmail.com

-2-

In preparing the financial statements, the Committee is responsible for assessing the entity's ability to continue as a going concern, disclosing as applicable, matters related to going concern and using the going concern basis of accounting unless management either intends to liquidate the entity or to cease operations, or has no realistic alternative but to do so. Those charged with governance are responsible for overseeing the entity's financial reporting process.

Auditor's Responsibilities for the Audit of the Financial Statements

Our objectives are to obtain reasonable assurance about whether the financial statements as a whole are free from material misstatement, whether due to fraud or error, and to issue an auditor's report that includes our opinion. Reasonable assurance is a high level of assurance, but is not a guarantee that an audit conducted in accordance with Standards on Auditing (SAs) will always detect a material misstatement when it exists.


Misstatements can arise from fraud or error and are considered material if, individually or in the aggregate, they could reasonably be expected to influence the economic decisions of users taken on the basis of these financial statements.

Report on Other Legal & Regulatory Requirements

- (a) We have sought and obtained all the information and explanations which to the best of our knowledge and belief were necessary for the purposes of our audit.
- (b) In our opinion, proper books of account as required have been kept by the Management so far as it appears from our examination of those books
- (c) The Balance Sheet, the Statement of Income and Expenditure dealt with by this Report are in agreement with the books of accounts.
- (d) In our opinion, the Balance Sheet and Income and Expenditure Account comply with the Accounting Standards issued by The Institute of Chartered Accountants of India.

Place: Kottayam
Date: 24.09.2022

For KOSHY & MANI
Chartered Accountants
FRN:001430S


CA. Thomas Mani
M. No. 020015 (Partner)
UDIN:22020015AUPLPN5089



TROPICAL INSTITUTE OF ECOLOGICAL SCIENCES, ECOLOGICAL RESEARCH CAMPUS, VELLOOR P. O., PAMPADY, KOTTAYAM - 686 501

BALANCE SHEET AS AT 31ST MARCH, 2022

Previous Year ₹	LIABILITIES	SCH NO.	Current Year ₹	Previous Year ₹	ASSETS	SCH NO.	Current Year ₹
4,05,120.00	I. CAPITAL ACCOUNT		4,05,120.00		I. FIXED ASSETS:	B	46,45,890.32
38,53,138.83	II. RESERVES & SURPLUS:				As per Schedule		
1,32,376.07	Opening Balance		39,85,514.90	46,38,639.08	Building Under		
39,85,514.90	Less: Excess of Expenditure			29,75,507.63	Construction		29,75,507.63
	Over income for the year		75,490.39		II. CURRENT ASSETS:	J	
3,94,398.33	III. PROJECT FUND	C		54,586.00	Deposits & Advances		16,086.00
	Further Expenditure to be			1,85,856.00	Closing Stock		6,16,087.18
	incurred for project pending			63,080.00	TDS		2,54,435.00
				62,298.91	Sundry Debtors	K	53,937.34
					Accounts Receivables	L	30,000.00
					GST		76,336.43
	IV. PROJECT FUND FOR SPECIFIC PURPOSE:			14,83,320.64	CASH AND BANK BALANCES:	M	
5,884.24	Furniture Fund	D			As per Schedule		
1,10,104.13	Plant & Machinery Fund	E					
588.11	Computer & Accessories Fund	F					
	V. LOANS AND ADVANCES:	G					
42,85,614.64	Loans & Advances						
	VI. CURRENT LIABILITIES:	H					
2,73,225.00	Sundry Creditors	I					
2,838.91	Other Current Liabilities						
94,63,288.26	TOTAL:		97,22,793.89	94,63,288.26	TOTAL:		97,22,793.89

Notes:

Significant Accounting Policies - Schedule A

As per our report of even date attached

For Koshy & Mani

Chartered Accountants

FRN:001430S



Kottayam,
24.09.2022

CA. Thomas Mani
M. No.020015 (Partner)

Dr. Punnen Kurian
Secretary


Dr. Abraham Samuel K.
President

Biju K.
Biju K.
Treasurer

TROPICAL INSTITUTE OF ECOLOGICAL SCIENCES, ECOLOGICAL RESEARCH CAMPUS, VELLOOR P. O., PAMPADY, KOTTAYAM - 686 501

INCOME AND EXPENDITURE ACCOUNT FOR THE YEAR ENDED 31ST MARCH, 2022

Previous Year ₹	EXPENDITURE	Current Year ₹	Previous Year ₹	INCOME	Current Year ₹
Nil	To Purchases (Sch. Q)	4,60,684.00	Nil	By Sales (Sch. N)	2,10,967.87
10,20,074.40	" Project Expenditure (Sch. R)	6,94,253.87	15,94,769.50	" Fund Received for various activities (Sch.O)	11,31,142.34
2,666.00	" Programme Expenditure(Sch. S)	1,647.00	5,87,994.30	" Donation	7,25,776.30
9,27,000.00	" Salaries & Allowances	11,45,250.00	4,61,795.59	" Testing Fees	5,81,597.79
39,500.00	" Professional Fee	53,500.00	8,715.00	" Interest on IT Refund	1,234.00
30,029.38	" Lab Expenses	1,28,953.24	13,795.38	" Other Income	5,308.01
1,58,874.62	" Training Expenses	45,420.00	595.00	" Sale of booklets and brochure	1,930.00
26,875.00	" Transporting & Travelling Expenses	34,257.00	12,812.00	" Bank Interest Received	14,569.00
61,539.00	" Fuel & Electricity Charges	78,694.31	90,000.00	" TIES Research Training Programme(TRTP) Fees	1,66,850.00
1,05,695.31	" Repairs & Maintenance	4,25,427.11	20,476.02	" Transfer from Earmark funds for specific purpose	17,339.29
14,297.46	" Printing & Stationery	44,772.70	13,000.00	" Internship Fee	24,500.00
46,357.71	" Postage, Telephone & Internet	34,461.18	20,000.00	" CNPI Fee Received	42,500.00
4,378.00	" Food & Refreshment	3,444.00	2,01,330.52	Training Fees	86,889.75
1,964.06	" Bank Charges	3,846.76	Nil	" Program Receipt (Sch. P)	3,100.00
8,260.00	" Website Charges	11,678.79	Nil	" Consultancy Fees - Land Survey	20,000.00
1,950.00	" Subscription	3,010.00	10.21	" Discount Received	Nil
14,947.63	" Miscellaneous expenses	27,354.39	1,009.24	" Training programme fee	Nil
56,540.83	" Garden Expenses	36,019.32	10,448.00	" Interest on Bank guarantee- PFM deposit	Nil
6,700.00	" Butterfly Garden Expenses	11,050.00	30,040.00	" Security deposit written off	Nil
2,110.00	" Fees & Taxes	21,147.00	4,422.00	" Payables written off	Nil
7,000.00	" Water Expenses	17,400.00	Nil	" Closing Stock	6,16,087.18
237.00	" Medical Expenses	199.00	Nil	" Excess of Expenditure over Income	75,490.39
5,246.61	" Commission	1,246.00			
78.78	" Round off	27.09			
Nil	" Mushroom Farming Expenses	14,490.00			
Nil	" Periyar & Moovattupuzha Sand Audit Fund Receivable Written off	33,080.00			
505.00	" Society Registration Fees	Nil			
1,100.00	" Late fee on GST	Nil			



750.00	" Service charge tally	Nil		
9,709.00	" Advertising	Nil		
2,632.00	" Receivables written off	Nil		
3,81,818.90	" Depreciation	3,93,969.16		
1,32,376.07	" Excess of Income over Expenditure	Nil		
30,71,212.76	TOTAL	37,25,281.92	30,71,212.76	TOTAL
				37,25,281.92

As per our report of even date attached

For Koshy & Mani
Chartered Accountants
FERN:001430S



[Signature]
Biju K.
Treasurer

[Signature]
Dr. Punnen Kurian
Secretary

[Signature]
Dr. Abraham Samuel K.
President

k Kottayam,
24.09.2022

CA Thomas Mani
M. No.020015 (Partner)



TROPICAL INSTITUTE OF ECOLOGICAL SCIENCES, VELLOOR, KOTTAYAM

SCHEDULE - A : NOTES

1. Significant Accounting Policies:

i) Basis of preparation of financial statements:

The financial statements are based on historical cost and are prepared on accrual basis and in compliance with all material aspects of the Accounting Standards issued by the Institute of Chartered Accountants of India.

ii) Fixed Assets

Fixed assets are stated at cost of acquisition or construction, less accumulated depreciation. The cost of fixed assets includes the purchase cost of fixed assets and any other directly attributable cost of bringing the assets to their working condition for the intended use.

(iii) Depreciation:

Depreciation on fixed assets has been provided on written down value basis applying the rates specified in Rule 5 of the Income Tax Rules, 1962.

(iv) Revenue Recognition

Grants received in cash, other than those received for depreciable fixed assets are recognised as income when the donation is received, except where the terms and conditions require the grants to be utilised in a certain manner.

Government grants are recognised as income when the obligation associated with the grant is performed and right to receive money is established and reflected as receivables in the Balance Sheet.

Donations/grants received for specific fixed assets are directly credited to the Project Fund.

In the case of grants received for acquisition of fixed assets, amount equivalent to depreciation charged on these asset is transferred from the concerned fund to the credit of the Income and Expenditure Account in Compliance with Accounting Standard - 12 of the Institute of Chartered Accountants of India.

Income from receipts for other programs is recognised when the associated obligation is performed and the right to receive money is established.

(v) Income Tax

The Trust is registered u/s 12A of the Income Tax Act, 1961. Under the provisions of this Act, the income of the Trust is exempt from tax, subject to the compliance of terms and conditions specified in the Act.


2. In the case of funds received with respect to various projects undertaken by the society, Surplus / Deficit is realised only when the project is completed.

3. Previous years figures have been regrouped / rearranged wherever necessary to suit the current years layout.


Dr. Abraham Samuel K.
President


Dr. Punnen Kurian
Secretary


Biju K.
Treasurer




TROPICAL INSTITUTE OF ECOLOGICAL SCIENCES, VELLOOR, KOTTAYAM

SCHEDULE OF FIXED ASSETS AND DEPRECIATION FOR THE YEAR ENDED 31ST MARCH, 2022

SCHEDULE - B

Particulars	Cost as on 01.04.2021	Additions during the year	Sales/ adjustments etc.	Total cost as on 31.03.2022	Depreciation		Net Block		
					Till 31.03.2021	For the Year	Upto 31.03.2022	As at 31.03.2022	As at 31.03.2021
Land	19,77,064.29	-	-	19,77,064.29	-	-	-	19,77,064.29	19,77,064.29
Building	37,60,582.05	-	-	37,60,582.05	21,92,160.06	1,56,842.20	23,49,002.26	14,11,579.80	15,68,422.00
Well	67,500.00	-	-	67,500.00	50,342.73	1,715.73	52,058.46	15,441.54	17,157.27
Air Conditioner	87,403.26	-	-	87,403.26	50,846.26	5,483.55	56,329.81	31,073.45	36,557.00
Refrigerator	52,450.00	-	-	52,450.00	37,973.00	2,171.55	40,144.55	12,305.45	14,477.00
Stabilizer	18,950.00	1,525.42	-	20,475.42	13,861.32	992.12	14,853.44	5,621.98	5,088.68
Computer Printer	36,907.00	-	-	36,907.00	23,210.66	2,054.45	25,265.11	11,641.90	13,696.35
Weighing Balance	39,055.00	-	-	39,055.00	28,548.24	1,576.01	30,124.25	8,930.75	10,506.76
Microscope	46,764.00	-	-	46,764.00	27,313.62	2,917.56	30,231.18	16,532.82	19,450.38
Laminar Flow	39,000.00	-	-	39,000.00	30,644.40	1,253.34	31,897.74	7,102.26	8,355.60
Water Heater	18,500.00	-	-	18,500.00	14,536.54	594.52	15,131.06	3,368.94	3,963.46
Inverter	35,000.00	-	-	35,000.00	26,893.29	1,216.01	28,109.30	6,890.70	8,106.71
Bosch GLM Measuring Tool	11,000.00	-	-	11,000.00	4,751.28	937.31	5,688.59	5,311.41	6,248.72
Solar Charger Load Sharing Eq	11,000.00	-	-	11,000.00	4,751.27	937.31	5,688.58	5,311.42	6,248.73
Solar Panel	1,74,730.00	-	-	1,74,730.00	83,301.99	13,714.20	97,016.19	77,713.81	91,428.01
Euro Clean Vacuum Cleaner	14,790.00	-	-	14,790.00	7,069.53	1,158.07	8,227.60	6,562.40	7,720.47
Godraj Safe	5,500.00	-	-	5,500.00	2,628.97	430.65	3,059.62	2,440.38	2,871.03
Honda Generator	98,000.00	-	-	98,000.00	46,843.39	7,673.49	54,516.88	43,483.12	51,156.61
Scanner	3,060.00	-	-	3,060.00	2,745.55	47.17	2,792.72	267.28	314.45
Solar Lamp	32,020.00	-	-	32,020.00	18,719.93	1,995.01	20,714.94	11,305.06	13,300.07
Calorimeter	6,500.00	-	-	6,500.00	5,644.68	128.30	5,772.98	727.02	855.32
Pedestal Fan	7,254.40	-	-	7,254.40	5,058.72	329.35	5,388.07	1,866.33	2,195.68
Water Purifier	9,950.00	-	-	9,950.00	6,061.27	583.31	6,644.58	3,305.42	3,888.73
Samsung Mobile	2,500.00	-	-	2,500.00	1,693.35	121.00	1,814.35	685.65	806.65
Calculator	351.00	-	-	351.00	255.45	14.33	269.78	81.22	95.55
Mike	91,450.00	-	-	91,450.00	47,871.50	6,536.78	54,408.28	37,041.72	43,578.50
Fan	6,570.00	-	-	6,570.00	4,417.03	322.95	4,739.98	1,830.02	2,152.97
LPG Stove	1,153.00	-	-	1,153.00	811.12	51.28	862.40	290.60	341.88
UV-VIS Spectro Photometer	1,57,467.00	-	-	1,57,467.00	1,10,772.80	7,004.13	1,17,776.93	39,690.07	46,694.20
Binocular	5,050.00	-	-	5,050.00	3,552.83	224.58	3,777.41	1,272.59	1,497.17
Nikon Camera	78,777.75	-	-	78,777.75	51,556.21	4,083.23	55,639.44	23,138.31	27,221.54
Digital Camera	11,900.00	-	-	11,900.00	6,640.58	788.91	7,429.49	4,470.51	5,259.42
Road Safety Convex Mirror	4,847.00	-	-	4,847.00	2,316.83	379.53	2,696.36	2,150.64	2,530.17

(Contd..2)



Particulars	Total cost as on 01.04.2021	Additions during the year	Sales/ adjustments etc.	Total cost as on 31.03.2022	Depreciation		Net Block		
					Till 31.03.2021	For the Year	Upto 31.03.2022	As at 31.03.2022	As at 31.03.2021
DH/EC/TDS Meter	3,920.00	-	-	3,920.00	1,512.63	361.11	1,873.74	2,046.26	2,407.37
Digital Flame Photometer	32,815.80	-	-	32,815.80	10,884.60	3,289.68	14,174.28	18,641.52	21,931.20
Rotary Shaker Speed	17,800.00	-	-	17,800.00	5,904.04	1,784.39	7,688.43	10,111.57	11,895.96
Salinometer	2,864.00	-	-	2,864.00	1,105.15	263.83	1,368.98	1,495.02	1,758.85
Makita Cutter	3,051.00	-	-	3,051.00	1,011.98	305.85	1,317.83	1,733.17	2,039.02
V- Guard Motor Pump	9,100.00	-	-	9,100.00	3,511.46	838.28	4,349.74	4,750.26	5,588.54
Xerox Machine	42,500.00	-	-	42,500.00	16,399.69	3,915.05	20,314.74	22,185.26	26,100.31
Flood Light	2,300.00	-	-	2,300.00	887.51	211.87	1,099.38	1,200.62	1,412.49
Furniture & Fittings	4,58,750.60	16,822.05	-	4,75,572.65	2,05,498.84	26,166.30	2,31,665.14	2,43,907.51	2,53,251.76
Library Books	29,314.00	860.00	-	30,174.00	27,954.51	857.80	28,812.31	1,361.69	1,359.49
Orchid Library Book		20,928.50	-	20,928.50	-	4,185.70	4,185.70	16,742.80	-
Computer & Accessories	4,75,658.15	-	-	4,75,658.15	3,82,316.97	37,336.47	4,19,653.44	56,004.71	93,341.18
Wind Shield	2,100.00	-	-	2,100.00	1,477.26	93.41	1,570.67	529.33	622.74
Solar Light	21,000.00	-	-	21,000.00	12,381.02	1,292.85	13,673.87	7,326.13	8,618.98
Camera Tripod	25,895.00	-	-	25,895.00	14,453.61	1,716.21	16,169.82	9,725.18	11,441.39
Autoclave	56,391.00	-	-	56,391.00	33,246.45	3,471.68	36,718.13	19,672.87	23,144.55
Battery	21,000.00	-	-	21,000.00	12,081.53	1,337.77	13,419.30	7,580.70	8,918.47
Borewell	70,100.00	-	-	70,100.00	30,776.32	3,932.37	34,708.69	35,391.31	39,323.68
Brushcutter	25,000.00	-	-	25,000.00	15,571.26	1,414.31	16,985.57	8,014.43	9,428.74
Incubator	64,194.00	-	-	64,194.00	39,983.22	3,631.62	43,614.84	20,579.16	24,210.78
Numbering Machine	585.00	-	-	585.00	364.48	33.08	397.56	187.44	220.52
Projector	78,150.00	-	-	78,150.00	44,352.60	5,069.61	49,422.21	28,727.79	33,797.40
Induction Cooker	2,500.00	-	-	2,500.00	1,474.15	153.88	1,628.03	871.97	1,025.85
Garmin Oregon	29,490.00	-	-	29,490.00	17,386.61	1,815.51	19,202.12	10,287.88	12,103.39
Mixi	5,000.00	-	-	5,000.00	2,781.48	332.78	3,114.26	1,885.74	2,218.52
Washing Machine	4,500.00	-	-	4,500.00	2,503.33	299.50	2,802.83	1,697.17	1,996.67
Punching Machine	10,850.00	-	-	10,850.00	6,035.80	722.13	6,757.93	4,092.07	4,814.20
Flask Conikal 5Ltr	13,255.00	-	-	13,255.00	5,114.77	1,221.03	6,335.80	6,919.20	8,140.23
Electronics	8,211.88	-	-	8,211.88	1,755.29	968.49	2,723.78	5,488.10	6,456.59
Wall fan	2,100.00	-	-	2,100.00	448.88	247.67	696.55	1,403.46	1,651.13
Water bath ring	9,000.00	5,500.00	-	14,500.00	1,923.75	1,473.94	3,397.69	11,102.31	7,076.25
Clock	340.00	-	-	340.00	51.00	43.35	94.35	245.65	289.00
Crompton motor pump	7,720.02	-	-	7,720.02	1,158.00	984.30	2,142.30	5,577.72	6,562.02
Landphone	535.00	-	-	535.00	80.25	68.21	148.46	386.54	454.75
Oppo mobile	6,806.72	-	-	6,806.72	1,021.01	867.86	1,888.87	4,917.85	5,785.71
Air Conditioner - AF Series	-	22,655.46	-	22,655.46	-	1,699.16	1,699.16	20,956.30	-



Particulars	Total cost as on 01.04.2021	Additions during the year	Sales/ adjustments etc.	Total cost as on 31.03.2022	Depreciation			Net Block	
					Till 31.03.2021	For the Year	Upto 31.03.2022	As at 31.03.2022	As at 31.03.2021
Apex Fire Type Fire Extinguisher	-	7,160.00	-	7,160.00	-	537.00	537.00	6,623.00	-
Digital PH Meter with Electrode	-	11,100.00	-	11,100.00	-	832.50	832.50	10,267.50	-
Distilled Water Machine	-	5,400.00	-	5,400.00	-	810.00	810.00	4,590.00	-
Electronic Iron Spray Gun	-	3,300.00	-	3,300.00	-	495.00	495.00	2,805.00	-
Flyline Solar Power Generating	-	1,16,750.00	-	1,16,750.00	-	8,756.25	8,756.25	1,07,993.75	-
Foil Sealer Machine	-	6,900.00	-	6,900.00	-	517.50	517.50	6,382.50	-
Hand Operated Rubber Roller	-	24,000.00	-	24,000.00	-	3,600.00	3,600.00	20,400.00	-
Heating Mantle	-	4,200.00	-	4,200.00	-	315.00	315.00	3,885.00	-
Kemi Make Muffle Furnace	-	21,016.95	-	21,016.95	-	1,576.27	1,576.27	19,440.68	-
Microprocessor - Water Testing	-	25,900.00	-	25,900.00	-	3,885.00	3,885.00	22,015.00	-
Nokia Mobile Phone	-	1,567.00	-	1,567.00	-	117.52	117.52	1,449.48	-
Refractometer	-	1,575.00	-	1,575.00	-	118.13	118.12	1,456.88	-
Website - Bees for Life	-	74,560.00	-	74,560.00	-	29,824.00	29,824.00	44,736.00	-
Mobile App - Bees for Life	-	29,500.00	-	29,500.00	-	5,900.00	5,900.00	23,600.00	-
Total:	84,55,842.92	4,01,220.38	-	88,57,063.30	38,17,203.84	3,93,969.16	42,11,172.98	46,45,890.32	46,38,639.10
Previous Year	83,53,360.56	1,02,482.36	-	84,55,842.92	34,35,384.94	3,81,818.90	38,17,203.84	46,38,639.08	49,17,975.62

Work - In - Progress

Particulars	Cost as on 01.04.2021	Additions during the year	Sales/ adjustments etc.	Total cost as on 31.03.2022	Depreciation			Net Block	
					Till 31.03.2021	For the Year	Upto 31.03.2022	As at 31.03.2022	As at 31.03.2021
Building	29,75,507.63	-	-	29,75,507.63	-	-	-	29,75,507.63	29,75,507.63
Total:	29,75,507.63	-	-	29,75,507.63	-	-	-	29,75,507.63	29,75,507.63
Previous Year	29,46,245.30	29,262.33	-	29,75,507.63	-	-	-	29,75,507.63	29,46,245.30

(Signature)

Dr. Abraham Samuel K.
President

(Signature)

Dr. Punnen Kurian
Secretary

(Signature)
Biju K.
Treasurer



TROPICAL INSTITUTE OF ECOLOGICAL SCIENCES, VELLOOR, KOTTAYAM

SCHEDULE - C: PROJECT FUND

Projects	Opening Fund	Fund Received during the year	Total Available Amount	Income utilised for Project	Amount pending for Utilisation
JALANIDHI	-	7,80,351.00	7,80,351.00	7,80,351.00	-
Global Giving Fund	1,94,398.33	-	1,94,398.33	1,25,300.00	69,098.33
River Conservation Project	2,00,000.00	6,00,000.00	8,00,000.00	35,454.00	7,64,546.00
Orchid Project - FCRA	-	73,053.00	73,053.00	34,231.50	38,821.50
Total	3,94,398.33	14,53,404.00	18,47,802.33	9,75,336.50	8,72,465.83





Dr. Abraham Samuel K.
President



Dr. Punnen Kurian
Secretary



Biju K.
Treasurer




TROPICAL INSTITUTE OF ECOLOGICAL SCIENCES,
VELLOOR, KOTTAYAM

As at		As at
31.03.2021		31.03.2022
<u>SCHEDULE - D: FURNITURE FUND</u>		
[See Schedule M (1) (iv)]		
6,538.05	Balance as per last Balance Sheet	5,884.25
653.81	Less: Amount Transferred to Income & Expenditure A/c	588.43
<u>5,884.24</u>	Total	<u>5,295.82</u>
<u>SCHEDULE - E: PLANT & MACHINERY FUND</u>		
[See Schedule M (1) (iv)]		
1,29,534.27	Balance as per last Balance Sheet	1,10,104.13
19,430.14	Less: Amount Transferred to Income & Expenditure A/c	16,515.62
<u>1,10,104.13</u>	Total	<u>93,588.51</u>
<u>SCHEDULE - F: COMPUTER & ACCESSORIES FUND</u>		
[See Schedule M (1) (iv)]		
980.18	Balance as per last Balance Sheet	588.11
392.07	Less: Amount Transferred to Income & Expenditure A/c	235.24
<u>588.11</u>	Total	<u>352.87</u>
<u>SCHEDULE - G: LOANS & ADVANCES (Cr.)</u>		
8,90,058.77	Green Leaf	9,21,058.77
5,58,000.00	Dr. A.P.Thomas	5,58,000.00
16,73,577.21	Green Farm	12,55,182.91
7,99,978.66	Dr. Punnen Kurian	5,60,978.66
14,000.00	K.V. Mathew	14,000.00
1,90,000.00	Nelson P.A.	1,90,000.00
1,60,000.00	Prof. Ipe Mathew Venkadathu	1,60,000.00
<u>42,85,614.64</u>	Total	<u>36,59,220.34</u>
<u>SCHEDULE - H: SUNDRY CREDITORS</u>		
2,73,225.00	Green Farm India	6,09,145.00
Nil	Associated Scientific Company	69,040.00
<u>2,73,225.00</u>	Total	<u>6,78,185.00</u>
<u>SCHEDULE - I: OTHER CURRENT LIABILITIES</u>		
Nil	Caution Deposit - TRTP	6,000.00
669.91	Kerala Flood cess payable	291.01
Nil	Salary payable	92,250.00
50.00	GST late fee payable	Nil
1,665.00	Advance- Naveen	Nil
454.00	TDS payable	Nil
<u>2,838.91</u>		<u>98,541.01</u>


Dr. Abraham Samuel K.
President


Dr. Punnen Kurian
Secretary


Biju K.
Treasurer



TROPICAL INSTITUTE OF ECOLOGICAL SCIENCES,
VELLOOR, KOTTAYAM


As at	<u>SCHEDULE - J: DEPOSITS & ADVANCES</u>	As at
31.03.2021		31.03.2022
5,006.00	KSEB Deposit	5,006.00
1,630.00	Security Deposit	1,630.00
1,250.00	Wimax Security Deposit	1,250.00
500.00	Telephone Deposit	500.00
1,700.00	LPG Cylinder Deposit	1,700.00
4,000.00	CMD deposit	4,000.00
2,000.00	Earnest Money Deposit	2,000.00
38,500.00	Advance for website design	Nil
54,586.00	Total:	16,086.00

As at	<u>SCHEDULE - K: SUNDRY DEBTORS</u>	As at
31.03.2021		31.03.2022
Nil	One Health Eco Products and Services Pvt LTD	53,937.34
Nil		53,937.34



As at	<u>SCHEDULE - L: ACCOUNTS RECEIVABLES</u>	As at
31.03.2021		31.03.2022
15,000.00	Receivables - Biodiversity Awareness Programme	15,000.00
15,000.00	Receivables - Tropical Wetland	15,000.00
33,080.00	Receivables - Periyar and Moovattupuzha Sand Audit Fund	Nil
63,080.00	Total:	30,000.00

As at	<u>SCHEDULE - M: CASH AND BANK BALANCES</u>	As at
31.03.2021		31.03.2022
12,292.55	Cash in Hand	998.04
9,58,468.67	Union Bank (A/c No. 114211100000034)	6,86,041.93
2,61,565.02	Axis Bank (A/c No. 051010100157803)	1,81,573.82
4,437.79	Canara Bank (A/c No. 0779101019584)	4,389.79
1,65,448.00	Canara Bank (A/c No. 0079101012487)	1,788.00
19,856.31	Indus Ind Bank (A/c No. 100009485256)	13,524.31
26,225.35	South Indian Bank, Manarcaud	11,668.75
8,539.66	State Bank of India, Manarcad (A/c No. 67203847937)	8,772.66
20,687.45	State Bank of India, Manarcad (A/c No. 67094084166)	21,252.45
5,799.84	State Bank of India, Meenadom (A/c No. 67212669510)	64,823.08
Nil	State Bank of India, Delhi - FCRA	59,681.16
14,83,320.64	Total:	10,53,515.95
		10,54,513.99


Dr. Abraham Samuel K.
President


Dr. Punnen Kurian
Secretary


Biju K.
Treasurer




TROPICAL INSTITUTE OF ECOLOGICAL SCIENCES,
VELLOOR, KOTTAYAM

As at 31.03.2021	<u>SCHEDULE - N : SALES</u>	As at 31.03.2022
Nil	Sale of Honey and Others	36,090.93
Nil	Sale of Bee Colony with Hive	96,750.00
Nil	Sale of Bio Fertilizers	19,486.94
Nil	Sale of Text Books	58,640.00
Nil		2,10,967.87


As at 31.03.2021	<u>SCHEDULE - O : FUND RECEIVED FOR VARIOUS ACTIVITIES</u>	As at 31.03.2022
2,42,632.50	Indian Snake Bite Initiatives (ISBI)	67,805.84
1,93,887.00	Jalanidhi project fund	7,80,351.00
1,37,750.00	Global giving fund	1,25,300.00
Nil	Orchid Conservation Project Fund	34,231.50
Nil	River Conservation Project	35,454.00
Nil	Inter Crop Study in Rubber Plantation - Apollo Project	60,000.00
Nil	Parishthikam Fund Received	28,000.00
60,000.00	Apollo Bee wax Project	Nil
25,500.00	TVS- Apiculture Project Fund	Nil
2,23,000.00	Purappuzha Project Fund	Nil
20,000.00	Pootrika Project Fund	Nil
6,92,000.00	UNDP Fund	Nil
15,94,769.50	Total:	11,31,142.34

As at 31.03.2021	<u>SCHEDULE - P : PROGRAM RECEIPT</u>	As at 31.03.2022
Nil	Enjoy Learning Programme	3,100.00
Nil	Total:	3,100.00


Dr. Abraham Samuel K.
President


Dr. Punnen Kurian
Secretary


Biju K.
Treasurer



TROPICAL INSTITUTE OF ECOLOGICAL SCIENCES,
VELLOOR, KOTTAYAM

As at		As at
31.03.2021	<u>SCHEDULE - Q : PURCHASES</u>	31.03.2022
Nil	Purchase of Honey Raw	72,500.00
Nil	Purchase of Text book	3,35,990.00
Nil	Purchase of Bee for Life Consumables	52,194.00
Nil		4,60,684.00
As at	<u>SCHEDULE - R: PROJECT EXPENDITURE</u>	As at
31.03.2021		31.03.2022
1,02,460.00	Indian Snake Bite Initiative (ISBI) Project	93,231.00
1,37,750.00	Adopt a River	44,500.00
1,27,400.00	Jalanidhi Project	15,000.00
1,05,185.52	Nalumanikkattu	1,939.95
2,283.23	Apollo Bee wax project	11,009.00
Nil	Bees for Life - Project Expenses	4,79,933.66
Nil	Orchid Conservation Project - FCRA	8,774.58
Nil	Perimgara School Mapping Project	280.00
Nil	River Bank Mapping	1,000.00
Nil	Thanal Project	30,781.68
Nil	River Conservation	6,104.00
Nil	Apollo Project - Inter Crop Project	1,700.00
10,200.00	Poothirikka Project	Nil
55,250.00	Periyar River Bank Mapping	Nil
5,191.98	Apiculiture Project-TVS	Nil
3,88,778.98	UNDP Expenses	Nil
85,574.69	Purappuzha Project expenses	Nil
10,20,074.40	Total:	6,94,253.87
As at	<u>SCHEDULE - S : PROGRAMME EXPENDITURE</u>	As at
31.03.2021		31.03.2022
2,416.00	Meenachil Odonate Survey	1,647.00
250.00	World Environment Day	Nil
2,666.00	Total:	1,647.00

Dr. Abraham Samuel K.
President

Dr. Punnen Kurian
Secretary

Biju K.
Treasurer

